







dots 1
d1a d1b d1c d1d




Offset tiles 1
O1a O1b O1c O1d



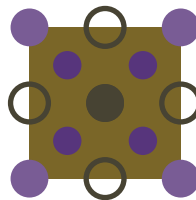
dots 2
d2a d2b d2c d2d d2e d2f




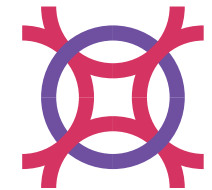
Offset tiles 2
O2a O2b O2c O2d O2e O2f





dots 3
d3a d3b d3c d3d




Inter_circles 1
c1a c1b c1c




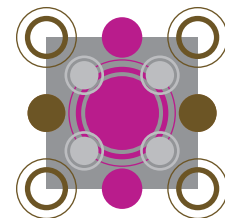
dots 4
d4a d4b d4c d4d d4e d4f



Inter_circles 2
c2a c2b c2c



dots 5
d5a d5b d5c d5d d5e



Inter_circles 3
c3a c3b c3c c3d



This file may be opened in Adobe Illustrator CS3 or higher. All colours used in the patterns are saved in sets in the Swatches panel. Editing these will change the pattern colours.

Editing the pattern originals (shown to the right of the patterns0, then Alt dragging them onto a pattern in the Swatches panel will replace the original pattern (wherever it's used!).